



### District Report Card: 2017


<b>State:</b> Himachal Pradesh	<b>District:</b> Kinnaur
<b>Class:</b> 8	<b>Subject:</b> Language
<b>Schools:</b> 51	<b>Students:</b> 600


### Participation/Coverage


#### Students

<b>GENDER</b> 	Boys		Girls	
	Number	%	Number	%
	280	46.67	320	53.33

<b>AREA</b> 	Rural		Urban	
	Number	%	Number	%
	600	100.00	0	0.00

<b>CATEGORY</b> 	SC		ST		OBC		GEN	
	Number	%	Number	%	Number	%	Number	%
	122	20.33	352	58.67	10	1.67	116	19.33

<b>CWSN</b> 	LD	VI	HI	S&LD	ID	Oth
	0	2	0	0	3	15

<b>Management</b> 	Government		Government-aided	
	Number	%	Number	%
	600	100.00	0	0.00

### Average Performance of Students in Language (%)

Overall	Gender		Area		Management		Social Group			
	Male	Female	Rural	Urban	Govt.	Aided	SC	ST	OBC	GEN
62.74	63.05	62.48	62.74	0.00	62.74	0.00	59.95	64.07	54.00	62.41

### Performance on Learning Outcomes (LOs)

Learning Outcomes	Description	Average Performance(%)
L813	Read textual/non-textual materials with comprehension and identifies the details, characters, main idea and sequence of ideas and events while reading	62.74

Range of Performance of Students who Answered Correctly							
Below 30%		30% - 50%		50% - 75%		Above 75%	
Number	%	Number	%	Number	%	Number	%
31	5.17	113	18.83	302	50.33	154	25.67

### Lowest Performing Learning Outcomes (LOs)

1 - Read textual/non-textual materials with comprehension and identifies the details, characters, main idea and sequence of ideas and events while reading (62.74)